

Rack Conveyor Dishwasher R-1E/R-1S

通道式洗碗机 R-1E/R-1S

特点及优势:

- 每小时最大洗涤量为200筐;
- 所有部件(水箱、加热包、清洗臂和漂洗臂)等都采用304不锈钢材质, 保证长时间的运行质量;
- 所有配件都易于拆卸和清洗;
- 自动启动/停止, 进一步降低机器运行成本;
- 一体式上罩设计, 防止水溅出并可在安装过程中更改机器运行方向;
- 多种适用范围, 热水和冷水均可使用。



Characteristics and Advantages

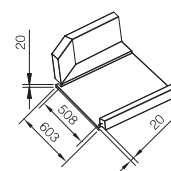
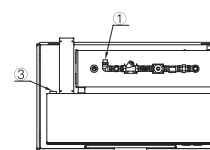
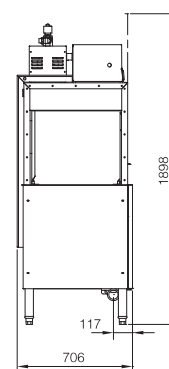
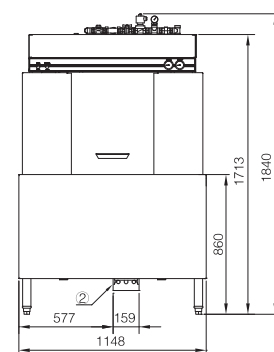
- High capacity per hour: 200 racks
- Long lasting operation as all components including tank, boiler, wash and rinse arms are made of stainless steel 304
- All internal components are easy to remove and clean
- Auto start/stop levers further reduce water and energy consumption
- Integrated splash hood avoids splash and makes it easy to switch direction during installation
- Various range suitable to both hot and cold main water supply temperature

可选配置	Available Configuration			
加热方式	Heating	Electricity	Electricity	Steam
电源要求	Requirements	380V/50Hz/3N	380V/50Hz/3N	380V/50Hz/3N
进水温度	Incoming water temperature (°C)	10-60	40-60	10-60
水槽加热功率	Tank heater (kW)	7.5	7.5	-
漂洗加热功率	Booster heater (kW)	18x2	18	-
蒸汽总耗量	Total Steam Consumption (Kg/h)	-	-	75
清洗水泵功率	Wash pump (kW)	1.5	1.5	1.5
传动马达功率	Drive motor (kW)	0.2	0.2	0.2
总功率	Total connected load (kW)	46	28	2.5
总电流	Total amps required (A)	70	43	4
电源线截面	Cross section of cable (mm²)	25	10	2.5
空气开关额定电流	Rated current of circuit breaker (A)	100	63	16



安装接驳要求 Installation and Connection Requirements

- 电力安装需要380V/50Hz/3^N，外部需加装独立的空气开关
- 洗涤流程中需要另配排风罩、污碟台、洁碟台、花洒龙头、杯筐、药液分配器、机用清洁剂和催干剂等
- 机器可直接与一般供水系统连接，最低水压须达到2Kg/cm²
- 如需安装排气罩，排气量为入口端—5.7 m³/min，出口端—2.8 m³/min
- Connection requirements: 380V/3N + Neutral + Ground, with an external circuit breaker
- In the washing process, additional exhaust hood, working tables, baskets, chemical dispensers, detergent and rinse aid need to be equipped
- The machine can be directly connected to water supply. The lowest incoming water pressure should be 2Kg/cm²
- If a hood or vent is needed, the inlet capacity should be 5.7m³/min and the outlet 11.3m³/min



- ① 进水口 Water In
- ② 排水口 Drain Out
- ③ 电源连接 Cable Connection

技术参数 Technical Data

名称/型号	Name/Model	R-1E/R-1S
加热方式	Heating	Electricity/Steam
机器尺寸	External dimension (mm)	1148x706x1840
最大洗涤高度	Clearance height (mm)	450
最大洗涤量	Max capacity (rack/hour)	200
最大耗水量	Water consumption (liter/rack)	2
水箱容积	Wash tank capacity (l)	90
升温器容积	Booster capacity (l)	20.8
洗涤温度	Wash temperature (°C)	60 - 65
漂洗温度	Rinse temperature (°C)	82 - 90
进水管径	Diameter of water inlet hose (in)	¾
排水管径	Diameter of drain pipe (in)	2
进水压力	Incoming water pressure (Kg/cm²)	2 - 5
进水硬度	Incoming water hardness (g/l)	0.034 - 0.103

主要使用场所 Ideal for:

- 中型酒店、宾馆、连锁餐厅、食堂
- Medium hotels, guest houses, chain restaurants and dining halls